


HONG LEONG ASEAN-5 EQUITY FUND (HLA5EF)

As at 31 March 2026



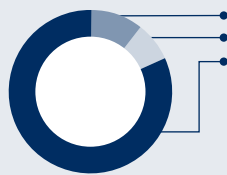
Fund Objective

The Fund aims to achieve medium to long-term capital growth by investing in a portfolio of investments in 5 South-East Asia markets, namely Malaysia, Singapore, Indonesia, Thailand and Philippines.

Fund Information

| | |
|--------------------------------|---|
| Category/Type of Fund | Equity/Growth |
| Launch Date - Class A | 9 January 2017 |
| - Class B | 27 February 2023 |
| Financial Year End | 30 November |
| Fund Size - Class A | RM1.72 million |
| - Class B | RM0.008 million |
| Units in Circulation - Class A | 4.71 million |
| - Class B | 0.002 million |
| Initial Offer Price | RM0.5000 |
| NAV Per Unit - Class A | RM0.3661 |
| - Class B | RM0.4309 |
| Minimum Investment | RM1,000 (initial) RM100 (subsequent) |
| Sales Charge - Class A | Nil |
| - Class B | Up to 6% of NAV Per Unit |
| Exit Fee - Class A | 2% on redemption units |
| - Class B | Nil |
| Annual Management Fee | Up to 1.80% p.a. |
| Trustee Fee | Up to 0.08% p.a., subject to a minimum of RM9,000 p.a. |

Sector Allocation (% of NAV)



- Deposits & Cash Equivalents 10.50
- Collective Investment Schemes 7.51
- Equities 81.99

Sectors:

| | |
|------------------------------|-------|
| Banks | 27.18 |
| Financial Services | 10.66 |
| Telecommunications | 8.41 |
| Utilities | 8.03 |
| Aerospace/Defense | 6.68 |
| Consumer Products & Services | 3.45 |
| Engineering & Construction | 3.21 |
| Private Equity | 3.16 |
| Chemicals | 2.45 |
| Other Sectors | 8.76 |

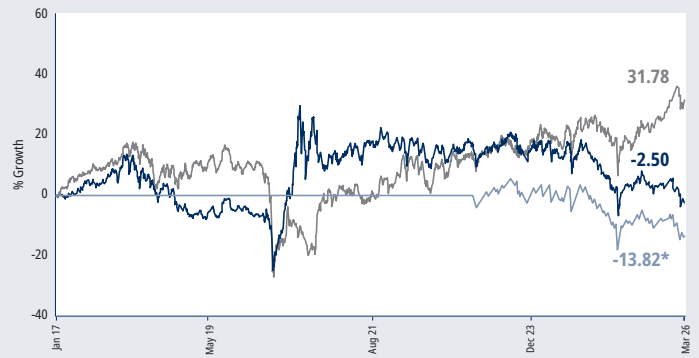
Geographical Allocation (% of NAV)

| | | |
|---|-----------------------------|-------|
| 1 | Singapore | 57.30 |
| 2 | Malaysia | 28.65 |
| 3 | Indonesia | 3.55 |
| 4 | Deposits & Cash Equivalents | 10.50 |

Top Five Holdings (% of NAV)

| | | |
|---|---|-------|
| 1 | OVERSEA-CHINESE BANKING CORPORATION LIMITED | 10.78 |
| 2 | DBS GROUP HOLDINGS LTD. | 9.52 |
| 3 | SINGAPORE TECHNOLOGIES ENGINEERING LIMITED | 6.68 |
| 4 | SINGAPORE TELECOMMUNICATIONS LIMITED | 5.84 |
| 5 | TENAGA NASIONAL BERHAD | 5.64 |

Highlight on HLA5EF



Source: Lipper

— HLA5EF Class A — HLA5EF Class B — FTSE/ASEAN 40

CALCULATION: Percentage Growth, NAV Per Unit-to-NAV Per Unit basis with gross income (if any) from HLA5EF reinvested, since launch, in MYR terms. Past performance is not necessarily indicative of future performance and unit prices and investment returns may go down, as well as up.

* The figure shown is for the period since HLA5EF Class B launch (27 February 2023).

Performance Records

| | Percentage Growth | | | Annualised Compounded Return | | |
|--------------|--------------------|--------------------|---------------|------------------------------|--------------------|---------------|
| | HLA5EF Class A (%) | HLA5EF Class B (%) | Benchmark (%) | HLA5EF Class A (%) | HLA5EF Class B (%) | Benchmark (%) |
| Year-to-date | -6.18 | -6.10 | 3.34 | - | - | - |
| 1 Month | -3.86 | -3.82 | -2.96 | - | - | - |
| 3 Months | -6.18 | -6.10 | 3.34 | - | - | - |
| 6 Months | -4.98 | -4.41 | 8.64 | - | - | - |
| 1 Year | -5.04 | -4.41 | 11.03 | -5.04 | -4.41 | 11.03 |
| 3 Years | -13.45 | -11.99 | 17.44 | -4.70 | -4.16 | 5.50 |
| 5 Years | -13.89 | - | 29.17 | -2.94 | - | 5.25 |

Calendar Year Returns

| | HLA5EF Class A (%) | HLA5EF Class B (%) | Benchmark (%) | HLA5EF Class A Distribution Yield (%) | HLA5EF Class B Distribution Yield (%) |
|-------------------|--------------------|--------------------|---------------|---------------------------------------|---------------------------------------|
| 2025 | -5.60 | -4.99 | 3.35 | 7.71 | - |
| 2024 | -4.66 | -4.03 | 4.50 | 6.51 | - |
| 2023 | 0.18 | - | 5.09 | 6.40 | - |
| 2023 [^] | - | 0.66 | 5.06 | - | - |
| 2022 | -1.94 | - | 8.23 | 6.13 | - |
| 2021 | 7.09 | - | 6.67 | - | - |
| 2020 | 17.19 | - | -12.16 | - | - |
| 2019 | 0.32 | - | 3.91 | - | - |
| 2018 | -14.79 | - | -6.55 | - | - |
| 2017* | 9.56 | - | 14.08 | - | - |

[^]For the period 27/02/2023 - 31/12/2023

*For the period 09/01/2017 - 31/12/2017

Source: Lipper, in MYR Terms.

Past performance is not necessarily indicative of future performance and unit prices and investment returns may go down, as well as up.

Income Distributions / Unit Splits (HLA5EF Class A)

| | | | |
|-----------------------------|------------|------------|------------|
| Entitlement Date | 18/07/2023 | 24/07/2024 | 17/07/2025 |
| Unit Split (Units) | - | - | - |
| Income Distribution (Gross) | 3.500 sen | 3.500 sen | 3.500 sen |

Note:-(1) Based on the Fund's portfolio returns as at 31 March 2026, the Volatility Factor (VF) for this Fund is 6.8 for Class A and 6.8 for Class B, and both are classified as "Low" (Source: Lipper). "Low" includes funds with VF that are above 4.245 but not more than 7.705 (Source: Lipper). The VF means there is a possibility for the Fund in generating an upside return or downside return around this VF. The Volatility Class (VC) is assigned by Lipper based on quintile ranks of VF for qualified funds. VF is subject to monthly revision and VC will be revised every six months. The Fund's portfolio may have changed since this date and there is no guarantee that the Fund will continue to have the same VF or VC in the future. Presently, only funds launched in the market for at least 36 months will display the VF and VC.

Disclaimer:- This fact sheet has not been reviewed by the Securities Commission Malaysia (SC). Investors are advised to read and understand the contents of the Hong Leong Master Prospectus dated 27 February 2023, 1st Supplemental Hong Leong Master Prospectus dated 18 August 2023, 2nd Supplemental Hong Leong Master Prospectus dated 5 January 2024, 3rd Supplemental Hong Leong Master Prospectus dated 19 August 2024 (collectively known as the "Prospectus") and Product Highlights Sheet (the "PHS") before investing. The Prospectus has been registered and PHS lodged with the SC who takes no responsibility for the contents of the Prospectus and PHS. The registration of Prospectus or lodgement of PHS to the SC does not amount to nor indicate that the SC has recommended or endorsed the fund. A copy of the Prospectus can be obtained from any of Hong Leong Asset Management offices, agents or our authorised distributors. The PHS is also available and investors have the right to request for it. Investors shall also consider the fees and charges involved before investing. Prices of units and distributions payable, if any, may go down or up, and past performance of the Fund is not an indication of its future performance.

Where a distribution/unit split is declared, investors are advised that following the issue of additional units/distribution, the NAV per unit will be reduced from cum-distribution NAV/pre-unit split NAV to ex-distribution NAV/post-unit split NAV. Where a unit split is declared, the value of investors' investment in Malaysian Ringgit will remain unchanged after the distribution of the additional units. Where unit trust loan financing is available, investors are advised to read and understand the contents of the unit trust loan financing risk disclosure statement before deciding to borrow to purchase units. Investors shall be aware of the risks for the Fund before investing. Investors are also advised to perform the suitability assessment to evaluate investors' risk tolerance level before making any investment decision.

Applications must be made on the Account Opening Form and Investment Application Form referred to and accompanying the Prospectus. The Fund may not be suitable for all and if in doubt, investors shall seek independent advice.